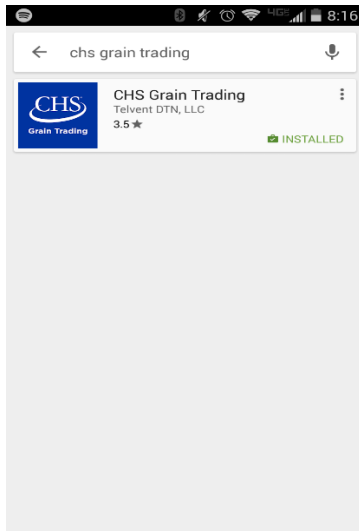


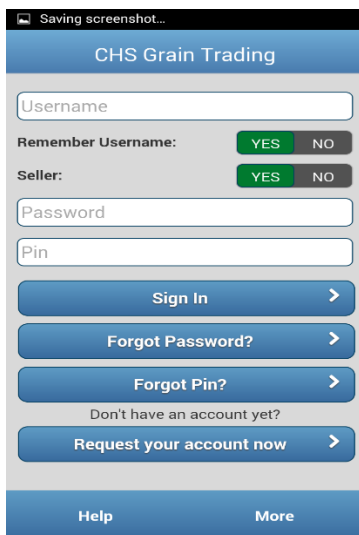
CHS - iOS and Android App

Quick Reference Guide

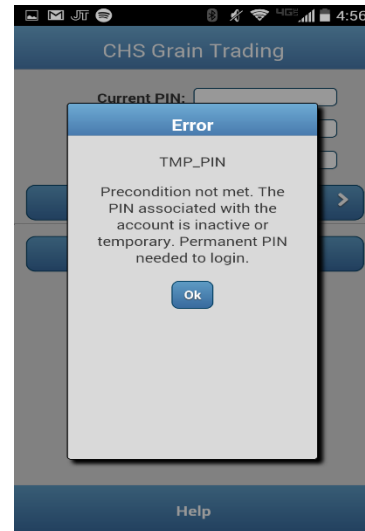
1. Be sure the correct app is downloaded from the App store;
(It should be the CHS blue logo with white text)



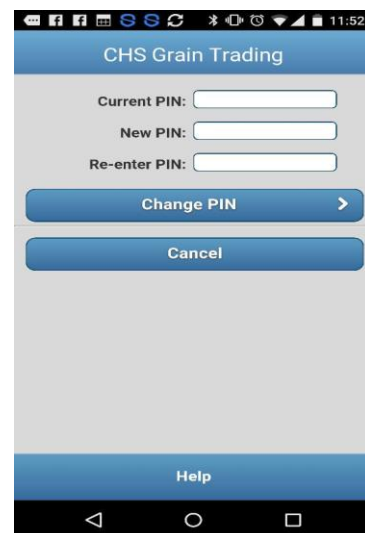
2. Type in the Username, temporary Password, and temporary PIN that were emailed to you by DTN
3. The Username, Password, and PIN are case sensitive



4. Tap 'Ok' on the error message to create a Permanent PIN

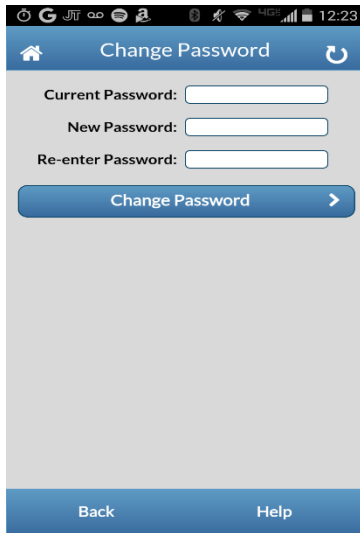


5. Enter your Current (temporary) PIN
6. Enter a new 6 character PIN (**The new PIN must be exactly six characters – no more, no less**)
7. Re-enter your New PIN (If notified your new PIN already exists, choose a different PIN)
8. Tap Change PIN



9. You will now need to change your temporary Password
10. Enter your Current (temporary) Password

- 11. Enter a New Password
- 12. Re-enter your New Password (If notified your new Password already exists, choose a different Password)
- 13. Tap Change Password

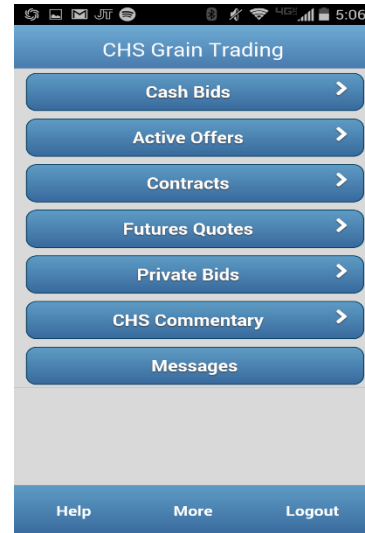


- 14. You will now need to set answers to any 3 security questions
- 15. Tap Save

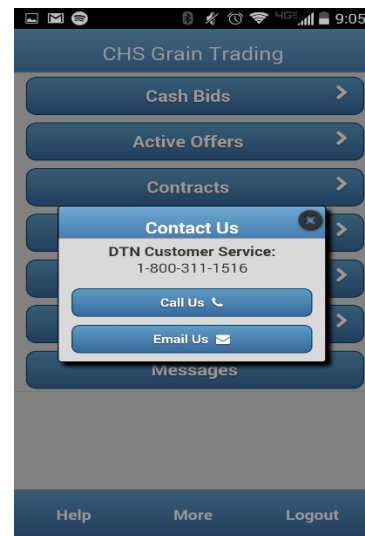


- 16. You are now ready to begin using the CHS Grain trading app

- 17. Below shows you what the CHS Grain Trading App Home page will look like:



- 18. To contact us for any assistance, issues or questions, tap the Help button on the bottom left-hand corner of your screen for our contact information:



DTN Portal Customer Service contact information:
Phone: 1-800-311-1516
Email: portalsupport@dtm.com